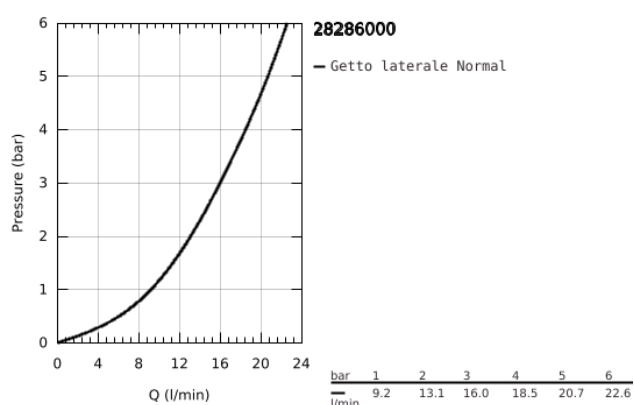
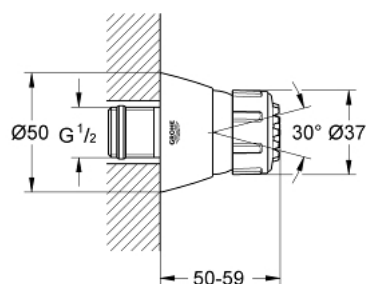


## 28 286 000 RELEXA 50 SOFFIONE DOCCIA LATERALE A 2 GETTI

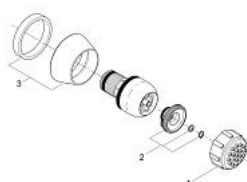


### DESCRIZIONE PRODOTTO

- Colore: cromo
- Normale, Jet
- raccordo a sfera orientabile
- sistema anticalcare SpeedClean
- minimum flow rate 4.5 l/min



28 286 000 **RELEXA 50 SOFFIONE DOCCIA LATERALE**  
**A 2 GETTI**



**PARTI DI RICAMBIO** , giugno 2009 – now

1: Piastra frontale getto (Ordine n. 45147000)

2: Controllo volume (Ordine n. 45148000)

3: Rosetta (Ordine n. 45174000)